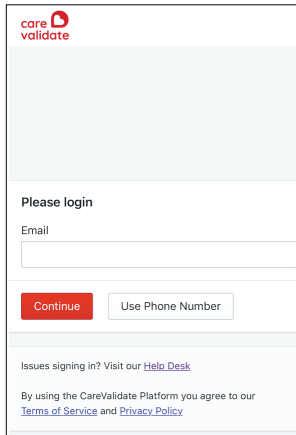


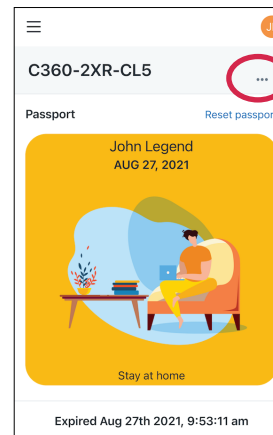
Virtual Proctor Validation of OTC Rapid Antigen Tests

User Instructions for Care360 website on Mobile Devices



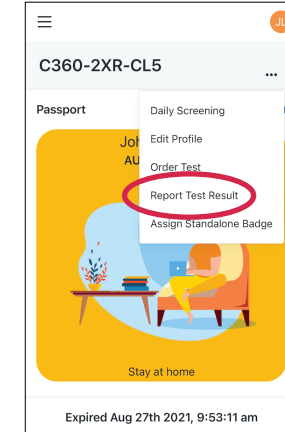
Step 1

Go to care360.carevalidate.com and login per the instructions received in the welcome email.



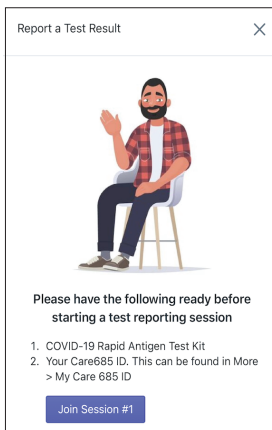
Step 2

Click More Options Menu. It looks like three horizontal dots on the top right.



Step 3

Click Report a Test Result.



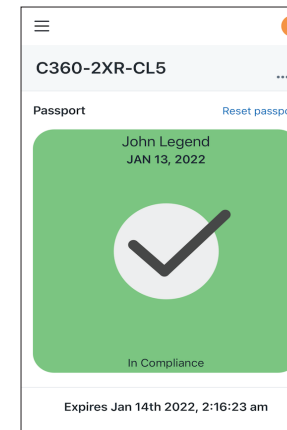
Step 4

Click Join Session #1



Step 5

Join the live virtual session and perform the rapid test per instructions from your proctor. A session usually lasts 10-15 minutes.



Step 6

Upon completion of a successful proctoring session the Care360 Passport will turn green for 7 days.